

Scaled data based on original data using
LM-79-08 Approved Method: Electrical and Photometric Measurements of Solid-
State Lighting Products

Test Report Prepared for
Cooper Lighting Solutions
(formerly Eaton)

Brand: INVUE

Report Number: P140166

Luminaire Tested: **ENC-F01-LED-E1-SLR-7050**

Issue Date: 03/03/2020

Test Information

Test Method: LM-79-08
Report Number: P140166
REPORT IS SCALED FROM IESNA LM-79-08 TEST DATA (P33647)
Test Lab: INNOVATION CENTER-P3
Issue Date: 03/03/2020
Manufacturer: COOPER LIGHTING SOLUTIONS (FORMERLY EATON)
Product Line: INVUE
Catalog Number: ENC-F01-LED-E1-SLR-7050
Description: ENTRI LED LUMINAIRE
(1) LIGHTBARS WITH AccuLED OPTICS - 90° SPILL LIGHT ELIMINATOR RIGHT
Light Source: (7) 5000K CCT, 70 CRI LEDs
Ballast/Driver: -

Summary

Lumens per Lamp: N/A
Luminaire Lumens: 2062.3 lumens
Efficiency: N/A
Efficacy: 79.6 lumens/watt
Luminous Opening: Rectangular (W 1' x L: 0.17' x H: 0')
IES Classification: Type IV - Short - Non-Cutoff
BUG Rating: B1 - U0 - G1

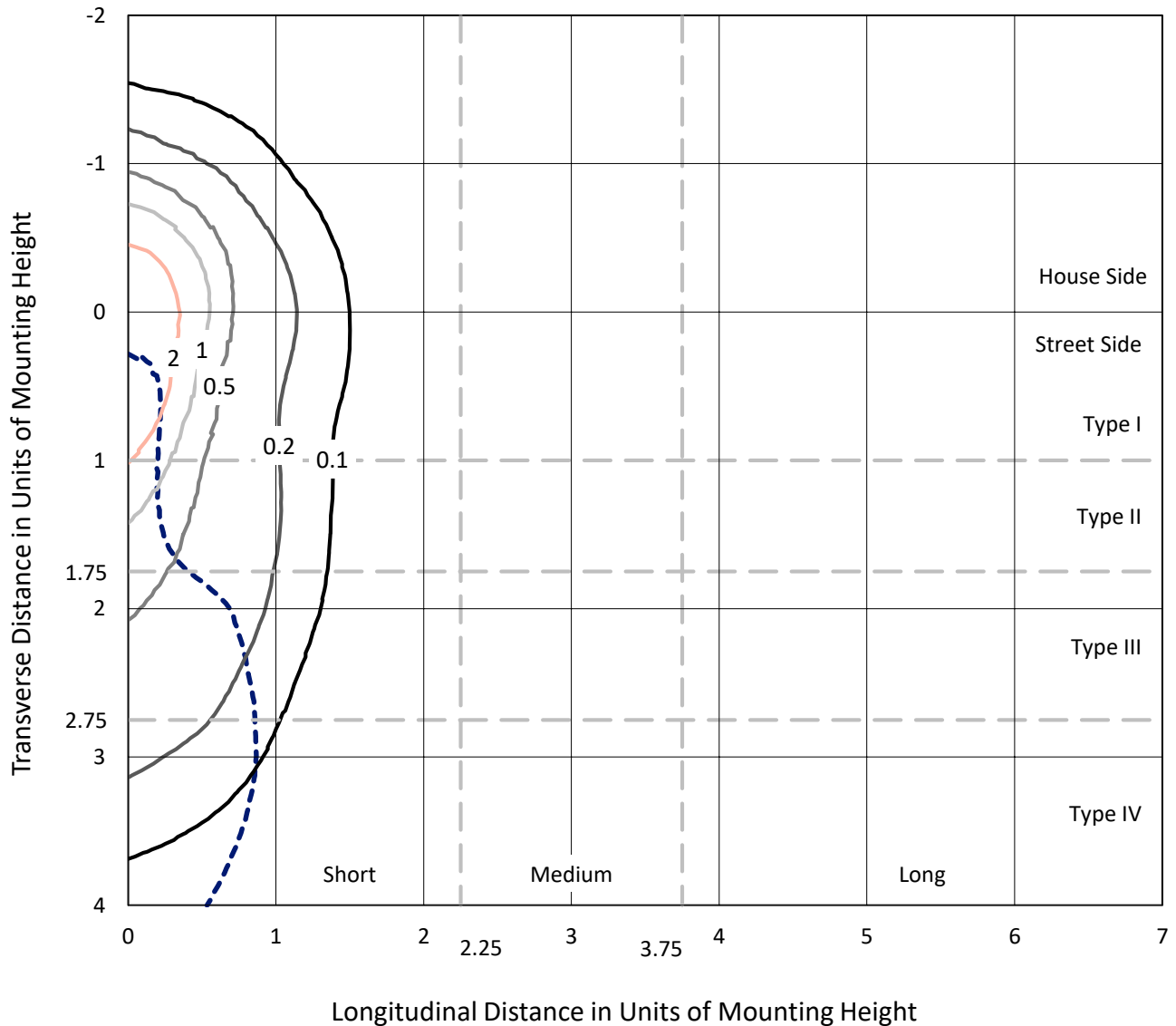
Input Watts (W): 25.9
Input Voltage (V): NR
Input Current (Ain): NR
Voltage Rise (V): NR
Power Factor: NR
Total Harmonic Distortion (THDi): NR
Frequency (hertz): 60
Stabilization Time: NR
Operation Time: NR
Ambient Temperature (°C): NR
Test Distance: 25 FT



REPORT NUMBER: P140166
 CATALOG NUMBER: ENC-F01-LED-E1-SLR-7050

Iso-Footcandle Lines of Horizontal Illumination

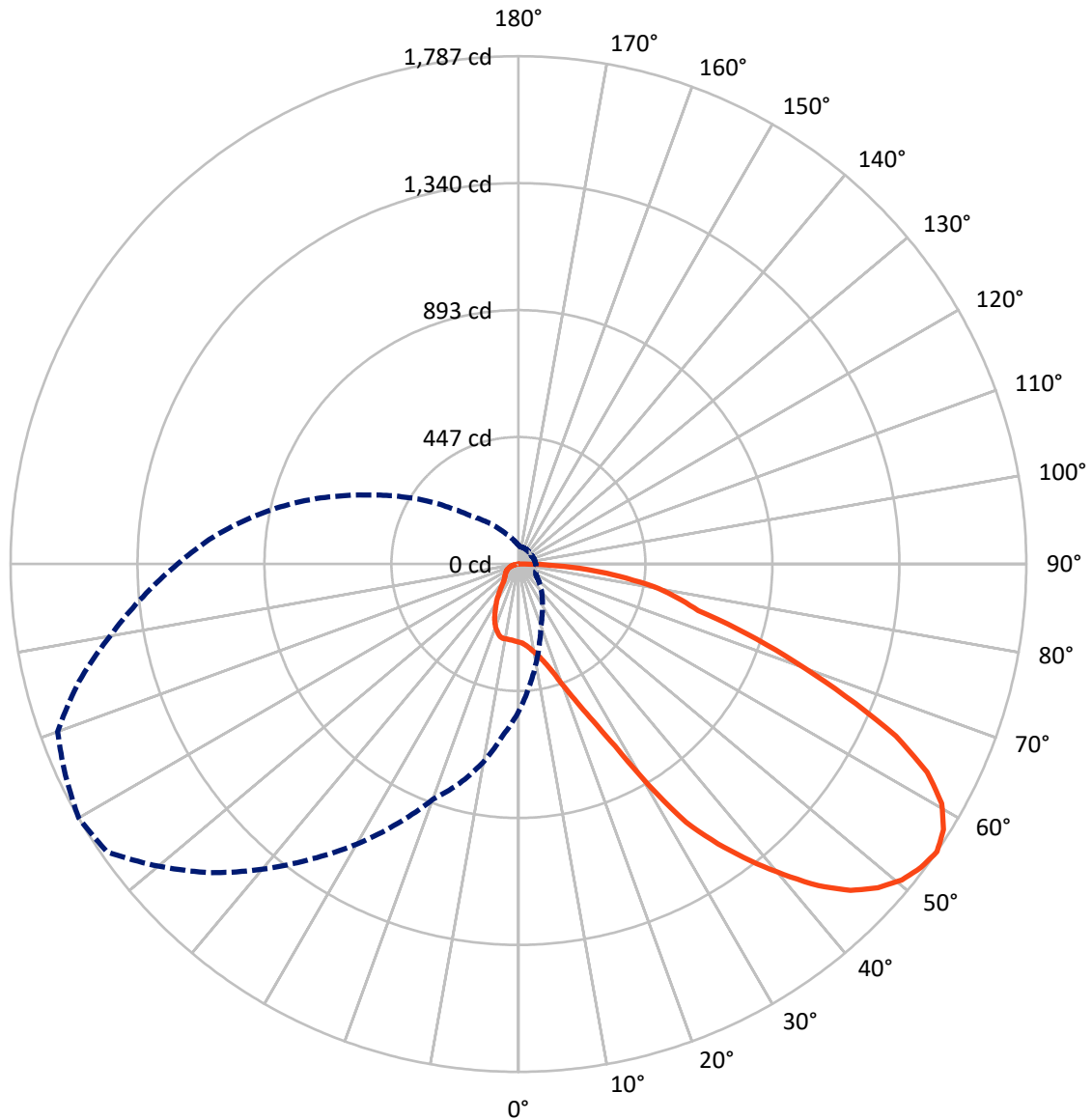
× Max cd
 - - - 1/2 Max cd



Based on 10 foot mounting height. Maximum calculated value = 4.3 fc
 Type IV - Short - Non-Cutoff

REPORT NUMBER: P140166
CATALOG NUMBER: ENC-F01-LED-E1-SLR-7050

Luminous Intensity Polar Plot



— Vertical Plane Through 300-Deg Lateral - - - Horizontal Cone Through 55-Deg Vertical

REPORT NUMBER: P140166

CATALOG NUMBER: ENC-F01-LED-E1-SLR-7050

FLUX DISTRIBUTION:

		Downward	Upward	Total
House Side	Lumens	515.5	0.0	515.5
	% Fixture	25.0	0.0	25.0
Street Side	Lumens	1546.8	0.0	1546.8
	% Fixture	75.0	0.0	75.0
Total	Lumens	2062.3	0.0	2062.3
	% Fixture	100.0	0.0	100.0

Coefficient of Utilization

ZONAL LUMENS:

Zone	Lumens	% Fixture
0°-10°	27.1	1.3
10°-20°	89.0	4.3
20°-30°	172.7	8.4
30°-40°	271.4	13.2
40°-50°	362.8	17.6
50°-60°	425.7	20.6
60°-70°	403.8	19.6
70°-80°	243.8	11.8
80°-90°	66.0	3.2
90°-100°	0.0	0.0
100°-110°	0.0	0.0
110°-120°	0.0	0.0
120°-130°	0.0	0.0
130°-140°	0.0	0.0
140°-150°	0.0	0.0
150°-160°	0.0	0.0
160°-170°	0.0	0.0
170°-180°	0.0	0.0
0°-90°	2062.3	100.0
0°-180°	2062.3	100.0



REPORT NUMBER: P140166

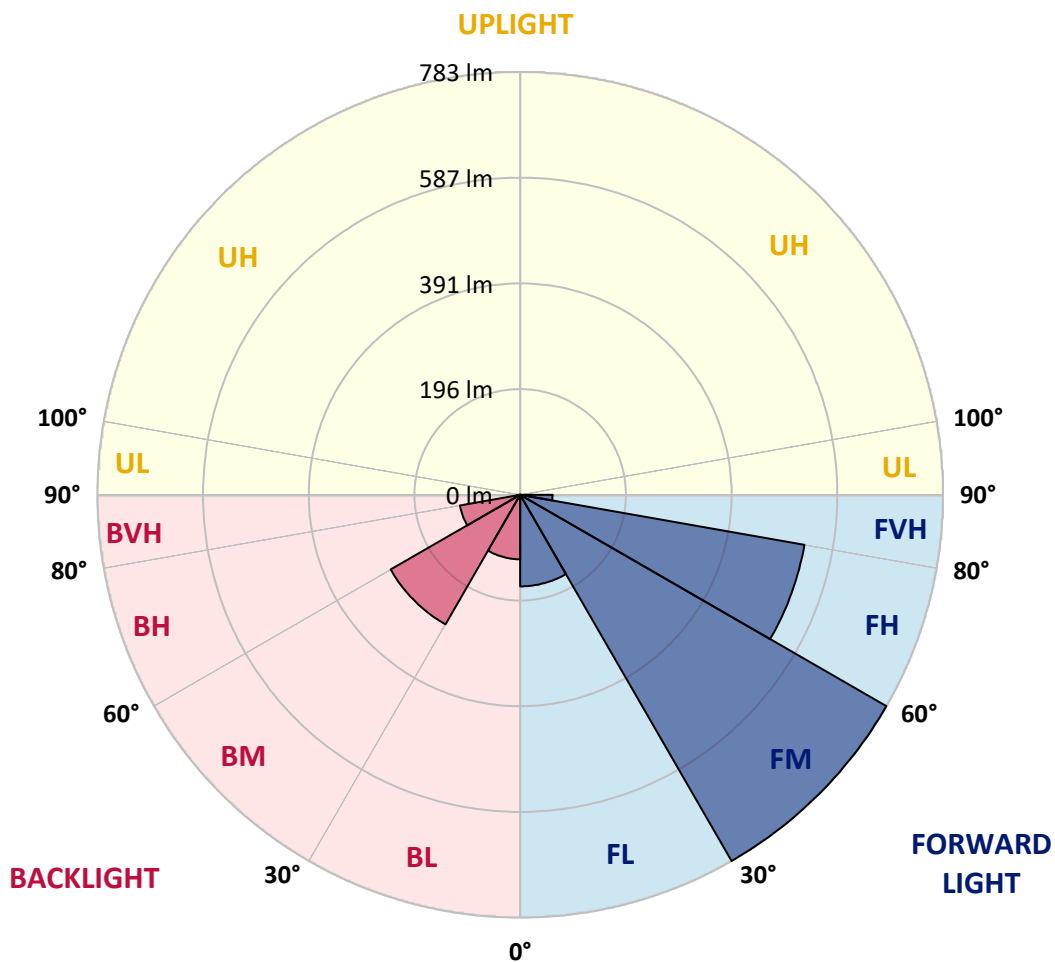
CATALOG NUMBER: ENC-F01-LED-E1-SLR-7050

LUMINAIRE CLASSIFICATION SYSTEM LUMEN TABLE AND BUG RATING:

Zone		Lumens	% Fixture	Zone Rating/Lumen Limit		
				B	U	G
FL	(0°-30°)	169.5	8.2			
FM	(30°-60°)	782.9	38.0			
FH	(60°-80°)	534.4	25.9			G0/660
FVH	(80°-90°)	60.0	2.9			G1/100
BL	(0°-30°)	119.3	5.8	B1/500		
BM	(30°-60°)	277.0	13.4	B1/1000		
BH	(60°-80°)	113.2	5.5	B1/500		G1/500
BVH	(80°-90°)	6.0	0.3			G0/10
UL	(90°-100°)	0.0	0.0		U0/0	
UH	(100°-180°)	0.0	0.0		U0/0	

BUG Rating: B1-U0-G1

Type IV Short





REPORT NUMBER: P140166

CATALOG NUMBER: ENC-F01-LED-E1-SLR-7050

CANDELA DISTRIBUTION (FULL):

	0°	5°	10°	15°	20°	25°	30°	35°	40°	45°	50°
0°	274.9	274.9	274.9	274.9	274.9	274.9	274.9	274.9	274.9	274.9	274.9
2.5°	280.8	282.9	280.4	280.8	280.0	279.1	279.5	279.1	278.3	278.3	277.4
5°	287.6	288.0	286.3	285.9	285.0	283.8	284.2	282.9	282.1	281.2	279.5
7.5°	295.6	295.2	293.1	291.8	291.4	289.3	288.9	287.2	285.9	284.6	282.5
10°	307.9	304.5	302.0	299.9	299.0	296.5	294.4	293.5	291.4	288.4	286.7
12.5°	325.7	323.6	318.5	314.3	311.7	308.3	305.4	303.3	299.9	295.6	293.5
15°	357.5	350.7	344.8	338.4	333.3	327.8	320.6	315.1	309.2	302.0	296.5
17.5°	398.5	390.1	380.8	370.6	360.0	348.1	334.2	323.6	311.7	299.4	291.0
20°	449.0	433.3	420.1	400.7	381.2	362.5	340.5	321.9	304.9	288.9	276.6
22.5°	505.7	482.0	455.3	425.7	394.3	365.5	334.6	309.2	284.6	264.7	250.7
25°	570.5	533.2	492.6	447.7	402.8	360.0	321.9	290.1	263.9	240.1	224.5
27.5°	610.3	559.5	510.8	457.4	406.2	356.6	310.0	273.2	243.1	217.7	199.5
30°	618.8	567.5	510.4	452.3	399.4	345.2	294.4	253.3	219.8	193.1	174.9
32.5°	624.7	565.4	501.9	437.5	379.9	322.7	271.1	230.4	194.8	168.6	147.4
35°	626.4	557.4	485.8	414.2	353.7	295.2	243.5	200.8	169.8	144.0	124.9
37.5°	623.9	544.2	464.2	390.1	325.3	264.3	213.5	176.2	149.9	124.9	108.0
40°	613.7	527.7	444.7	366.8	296.5	233.4	188.1	155.9	133.4	114.4	101.2
42.5°	600.6	508.7	423.1	339.7	268.5	208.8	167.7	141.9	122.8	109.3	98.3
45°	584.1	488.8	400.7	315.5	244.8	190.2	155.9	134.3	119.4	107.6	97.4
47.5°	563.7	467.6	379.1	297.3	228.7	180.9	153.3	134.3	119.4	106.7	95.7
50°	544.7	448.5	362.5	285.9	221.5	181.3	155.9	136.0	119.0	105.0	92.8
52.5°	529.8	437.1	355.8	281.7	222.4	185.5	160.9	138.5	120.3	105.0	91.9
55°	520.5	432.4	354.9	285.5	231.3	196.9	169.0	146.1	126.2	108.4	93.2
57.5°	521.8	437.5	365.1	301.1	251.6	216.9	185.1	159.7	134.7	112.7	93.6
60°	534.9	454.5	389.7	338.0	285.5	243.5	205.4	171.5	138.5	111.4	90.6
62.5°	568.0	494.3	441.3	388.4	327.4	269.8	217.7	173.7	134.3	105.0	83.4
65°	630.6	565.8	515.0	449.0	362.1	280.8	216.4	167.3	126.2	94.9	73.7
67.5°	692.1	623.4	551.9	452.3	353.7	272.8	202.5	151.6	111.8	81.3	65.2
70°	751.4	662.4	570.5	448.1	329.1	234.6	169.0	126.6	88.9	67.8	55.9
72.5°	712.4	609.9	515.9	395.2	282.9	192.7	134.7	91.9	68.2	55.9	48.3
75°	543.8	472.7	390.9	303.3	208.8	136.0	89.8	65.2	52.5	44.0	39.4
77.5°	391.3	338.4	271.5	199.1	130.4	86.0	61.0	46.6	39.0	33.0	30.5
80°	227.0	194.8	152.1	109.7	74.5	53.8	40.7	33.0	28.4	24.1	23.3
82.5°	141.9	113.5	80.5	54.2	38.1	29.6	23.7	20.3	16.9	14.8	12.7
85°	61.4	44.0	25.0	14.0	10.6	8.0	6.4	5.5	4.7	4.2	3.4
87.5°	2.1	2.1	2.1	2.1	2.1	2.1	2.5	2.5	2.5	2.5	2.1
90°	0.0	0.0	0.0	0.0	0.0	0.0	0.0	0.0	0.0	0.0	0.0



REPORT NUMBER: P140166

CATALOG NUMBER: ENC-F01-LED-E1-SLR-7050

CANDELA DISTRIBUTION (continued):

	55°	60°	65°	70°	75°	80°	85°	90°	95°	100°	105°
0°	274.9	274.9	274.9	274.9	274.9	274.9	274.9	274.9	274.9	274.9	274.9
2.5°	277.4	276.6	276.1	276.1	275.3	275.3	274.5	274.9	274.5	273.6	273.2
5°	279.1	277.8	277.0	276.1	274.9	274.5	273.6	273.6	272.3	271.1	270.6
7.5°	281.2	279.5	278.3	276.6	274.9	274.0	272.3	271.5	270.2	268.9	268.5
10°	285.5	282.5	280.4	278.3	275.3	273.6	271.1	269.8	268.5	266.8	266.0
12.5°	290.1	286.3	283.3	278.3	275.3	272.3	269.8	267.3	264.7	263.0	262.6
15°	290.1	285.5	279.1	274.5	270.2	266.0	263.4	260.9	257.9	256.7	256.2
17.5°	282.9	274.9	268.9	263.9	260.1	256.7	254.1	252.9	250.3	247.8	246.9
20°	266.4	257.1	250.3	244.8	240.6	237.2	236.3	235.1	233.8	233.8	234.2
22.5°	239.3	229.1	223.2	217.3	212.6	210.9	211.3	212.6	213.0	212.6	215.6
25°	212.2	202.5	194.4	188.9	183.4	184.7	183.0	185.9	187.2	187.6	191.0
27.5°	185.9	175.3	166.9	162.2	159.7	158.0	156.7	160.5	161.4	164.3	167.3
30°	158.0	148.2	138.5	134.7	132.6	131.3	131.7	135.1	137.2	141.5	144.0
32.5°	132.1	120.3	113.1	108.0	105.9	105.5	105.9	108.4	111.0	116.5	120.3
35°	110.1	98.7	92.8	89.8	86.8	85.6	86.8	87.7	88.5	93.2	97.8
37.5°	97.4	89.4	84.7	81.7	79.6	78.4	78.4	77.9	78.4	79.2	81.3
40°	91.9	86.0	81.7	78.8	77.1	76.2	75.8	75.4	75.0	75.0	75.0
42.5°	89.8	83.0	78.8	76.2	75.4	75.4	75.4	75.0	74.1	73.3	72.8
45°	88.1	80.9	76.2	74.1	74.1	74.1	74.5	74.1	73.3	72.0	70.7
47.5°	85.1	77.9	73.7	72.0	72.0	72.0	72.4	72.0	71.2	70.3	69.0
50°	81.7	74.1	69.9	68.6	68.2	68.2	67.8	67.3	66.9	66.1	64.8
52.5°	79.6	71.6	67.8	66.9	66.1	65.6	64.8	64.4	63.5	63.1	61.8
55°	79.2	69.9	66.5	65.6	64.8	63.5	61.8	61.0	59.3	58.9	58.0
57.5°	77.9	68.2	64.4	62.3	60.1	58.9	57.2	56.3	55.5	54.6	53.8
60°	73.7	63.1	58.4	57.2	55.9	55.5	54.6	53.8	52.5	51.2	49.6
62.5°	65.6	56.8	53.8	53.4	52.9	52.1	51.2	50.0	49.1	47.4	45.7
65°	59.3	53.4	51.7	50.8	50.4	49.1	48.3	47.4	46.2	44.9	43.2
67.5°	53.8	49.6	48.7	47.4	47.0	46.2	44.9	44.0	42.8	41.5	39.8
70°	48.7	45.3	44.9	44.0	43.2	42.8	41.1	39.8	39.4	37.7	36.4
72.5°	43.2	41.1	40.2	39.4	38.5	38.1	37.3	36.4	35.6	33.9	32.2
75°	36.0	35.2	34.7	33.9	33.5	32.6	31.3	30.1	29.6	28.4	27.1
77.5°	28.8	28.0	28.0	27.1	25.8	24.6	23.3	21.6	21.6	21.6	20.8
80°	20.3	19.5	18.2	17.8	16.9	16.1	14.8	14.0	13.1	13.1	13.1
82.5°	11.9	11.4	10.6	9.3	8.5	8.0	6.8	5.9	5.5	4.7	4.7
85°	2.5	2.5	1.7	1.7	1.3	1.3	1.3	0.8	0.8	0.4	0.4
87.5°	2.1	2.1	2.1	1.7	1.7	1.7	1.3	1.3	1.3	0.8	0.8
90°	0.0	0.0	0.0	0.0	0.0	0.0	0.0	0.0	0.0	0.0	0.0



REPORT NUMBER: P140166

CATALOG NUMBER: ENC-F01-LED-E1-SLR-7050

CANDELA DISTRIBUTION (continued):

	110°	115°	120°	125°	130°	135°	140°	145°	150°	155°	160°
0°	274.9	274.9	274.9	274.9	274.9	274.9	274.9	274.9	274.9	274.9	274.9
2.5°	273.2	272.8	271.9	270.2	269.8	269.4	269.8	269.8	269.4	269.8	270.2
5°	270.6	270.2	268.9	268.1	267.3	267.3	269.8	269.8	268.5	268.9	270.6
7.5°	268.5	268.5	267.7	267.3	267.7	268.9	271.1	272.8	272.3	274.9	275.7
10°	266.0	266.4	266.8	268.5	271.1	273.2	276.6	279.5	280.4	282.5	283.8
12.5°	263.4	265.1	267.3	270.6	274.0	277.4	281.2	284.6	285.0	287.2	288.9
15°	257.1	259.6	262.6	266.4	271.5	275.3	280.8	283.3	284.2	285.5	287.6
17.5°	247.3	248.6	250.7	255.0	260.5	265.6	271.9	276.1	278.7	280.4	281.2
20°	234.2	236.8	238.0	241.8	244.8	248.6	257.1	262.6	267.7	270.2	272.8
22.5°	216.0	219.0	221.9	225.7	227.4	230.0	238.0	246.5	254.1	259.2	262.2
25°	193.1	196.5	200.8	205.4	207.5	210.1	219.4	227.9	237.2	246.1	250.3
27.5°	170.3	174.5	178.7	184.2	187.6	190.6	198.6	206.7	216.4	224.9	229.1
30°	148.2	154.2	158.0	164.3	167.3	170.3	177.5	186.4	193.1	202.9	208.4
32.5°	125.4	129.6	136.8	144.0	147.4	150.4	157.1	164.8	170.7	180.4	188.5
35°	104.6	108.4	116.0	123.2	125.4	130.0	136.8	143.6	149.1	158.0	165.6
37.5°	85.1	91.5	97.4	102.9	107.6	111.0	117.3	123.2	126.2	134.7	142.7
40°	75.8	78.8	83.0	88.1	91.1	94.4	99.1	104.2	107.6	113.5	120.3
42.5°	72.4	72.4	73.7	76.2	80.0	81.7	86.0	88.5	93.2	95.7	101.6
45°	69.9	69.0	69.5	69.5	70.7	72.0	75.4	77.9	80.9	83.0	86.8
47.5°	67.8	66.1	65.6	64.8	64.4	65.2	67.8	69.9	71.2	72.8	74.1
50°	63.1	61.8	60.6	59.7	59.3	60.1	62.3	64.0	64.4	65.2	66.1
52.5°	60.6	58.9	57.6	56.3	56.3	57.2	58.9	60.1	60.6	61.0	61.8
55°	57.2	56.3	55.5	54.2	53.8	55.1	56.3	57.6	58.4	58.4	59.3
57.5°	52.9	52.1	52.9	52.5	52.1	52.9	54.6	55.9	56.3	56.3	56.8
60°	48.7	48.3	48.3	49.1	50.0	51.2	52.5	54.2	53.8	52.9	53.4
62.5°	44.9	44.5	44.9	46.2	47.4	48.7	50.4	51.7	50.4	49.6	49.6
65°	42.4	41.9	42.4	42.8	43.2	44.5	46.6	47.0	46.2	46.2	46.2
67.5°	39.0	38.5	38.1	38.5	39.0	39.4	41.1	41.5	41.5	41.5	41.5
70°	34.7	34.3	33.9	33.9	33.9	34.3	34.7	35.6	36.4	37.3	37.7
72.5°	30.1	29.2	29.2	29.2	28.4	28.8	29.2	30.9	31.8	32.6	33.5
75°	25.4	24.6	24.6	23.7	24.1	24.6	24.6	25.4	26.3	27.5	28.4
77.5°	19.9	19.9	19.9	19.5	19.5	19.9	20.3	20.3	21.2	22.4	23.7
80°	12.7	12.7	13.6	14.0	14.4	14.8	15.7	16.1	16.5	17.8	18.2
82.5°	4.7	5.1	5.5	5.5	6.8	8.5	8.9	10.2	11.0	12.3	12.3
85°	0.4	0.4	0.4	0.4	0.4	0.8	1.3	1.7	2.5	3.8	4.7
87.5°	0.8	0.4	0.4	0.4	0.0	0.0	0.0	0.0	0.0	0.0	0.0
90°	0.0	0.0	0.0	0.0	0.0	0.0	0.0	0.0	0.0	0.0	0.0



REPORT NUMBER: P140166

CATALOG NUMBER: ENC-F01-LED-E1-SLR-7050

CANDELA DISTRIBUTION (continued):

	165°	170°	175°	180°	185°	190°	195°	200°	205°	210°	215°
0°	274.9	274.9	274.9	274.9	274.9	274.9	274.9	274.9	274.9	274.9	274.9
2.5°	270.6	271.9	271.5	271.1	271.5	272.3	271.9	272.3	272.8	273.6	273.2
5°	271.1	272.3	272.8	272.8	273.6	274.9	274.9	275.3	275.7	276.6	276.6
7.5°	277.0	280.0	280.0	280.4	281.7	282.9	283.3	283.8	283.3	283.3	283.3
10°	285.9	289.3	289.7	291.8	293.5	293.1	293.1	293.5	292.7	291.8	290.5
12.5°	290.5	293.5	294.4	296.5	299.0	299.4	300.7	301.6	300.7	298.6	296.5
15°	289.3	291.8	293.5	296.1	299.0	300.7	303.3	304.1	303.7	301.1	298.6
17.5°	283.8	286.7	288.9	292.2	295.6	298.2	300.7	302.0	302.0	299.9	298.2
20°	274.9	278.3	281.2	285.0	289.3	292.2	295.2	296.1	296.1	295.2	296.5
22.5°	265.6	269.4	272.8	276.6	282.1	285.0	288.4	291.0	292.2	293.9	299.4
25°	253.7	255.4	259.6	263.9	271.5	276.6	283.8	290.5	297.3	304.9	316.0
27.5°	232.9	235.9	241.0	246.9	254.5	263.9	277.0	290.1	302.4	313.8	327.4
30°	215.6	221.1	226.6	233.4	241.4	250.3	265.6	282.5	297.3	310.9	325.7
32.5°	196.9	203.7	210.9	219.8	227.4	235.5	248.2	266.8	284.6	299.9	315.5
35°	175.3	182.5	189.7	199.1	207.1	217.3	228.7	246.9	267.3	284.6	303.3
37.5°	152.1	158.4	166.5	174.9	184.2	196.1	208.4	225.3	246.5	265.1	286.3
40°	130.0	136.8	144.8	154.2	163.5	176.2	190.2	206.3	225.7	245.7	268.1
42.5°	109.3	118.2	126.6	136.0	145.7	157.6	172.4	189.7	209.2	230.4	254.1
45°	91.9	98.7	107.6	115.2	125.8	137.2	152.5	172.0	194.4	216.9	241.8
47.5°	76.7	80.9	88.5	97.8	107.6	119.4	132.1	151.6	174.5	199.1	227.0
50°	67.3	69.5	75.0	83.4	92.8	104.6	115.6	132.6	155.4	179.6	208.4
52.5°	62.7	63.5	66.5	72.8	81.7	92.3	104.2	118.6	138.9	162.6	190.2
55°	60.1	60.6	61.4	66.1	73.7	83.4	95.3	106.7	124.9	147.4	174.1
57.5°	57.2	57.6	58.0	60.6	66.1	74.5	84.7	94.0	110.5	130.4	155.9
60°	54.2	55.1	55.9	56.8	60.6	66.1	73.7	81.7	93.2	110.5	131.3
62.5°	50.4	51.2	52.5	53.4	54.6	58.0	62.7	67.8	73.7	86.0	102.9
65°	47.0	47.9	48.3	48.7	49.6	50.4	52.1	53.4	56.3	63.5	75.4
67.5°	42.4	43.2	43.2	43.6	44.0	44.0	44.9	45.3	46.2	48.3	53.4
70°	38.5	39.0	39.4	39.8	39.8	39.8	39.4	39.8	39.4	39.4	41.5
72.5°	33.9	34.3	34.7	35.2	35.6	36.0	36.4	36.4	36.0	35.2	35.2
75°	28.8	28.8	29.6	30.1	30.5	31.8	32.6	31.8	31.8	31.3	31.3
77.5°	24.1	25.0	25.4	25.4	26.3	27.5	28.4	28.0	26.7	26.7	27.1
80°	18.6	19.1	19.5	19.9	20.3	21.6	22.9	23.3	22.4	22.9	22.9
82.5°	12.3	12.7	13.6	14.0	14.4	15.7	16.9	18.2	17.8	18.6	17.8
85°	5.5	6.4	6.8	6.8	8.0	9.3	11.0	12.3	14.0	14.4	13.1
87.5°	0.0	0.4	0.4	0.4	1.7	3.0	5.5	8.5	11.4	8.9	6.8
90°	0.0	0.0	0.0	0.0	0.0	0.0	0.0	0.0	0.0	0.0	0.0



REPORT NUMBER: P140166

CATALOG NUMBER: ENC-F01-LED-E1-SLR-7050

CANDELA DISTRIBUTION (continued):

	220°	225°	230°	235°	240°	245°	250°	255°	260°	265°	270°
0°	274.9	274.9	274.9	274.9	274.9	274.9	274.9	274.9	274.9	274.9	274.9
2.5°	273.2	273.6	274.0	274.5	274.5	275.3	275.7	276.6	277.0	277.0	277.0
5°	277.0	277.0	277.8	278.3	278.7	280.0	280.4	281.7	282.9	283.3	284.6
7.5°	282.5	282.5	282.5	283.8	284.2	285.0	285.9	288.0	289.7	290.5	291.8
10°	289.7	288.4	288.0	288.4	288.4	289.3	291.4	292.7	294.8	298.6	301.1
12.5°	293.9	291.8	291.8	290.5	291.4	292.2	294.4	297.3	300.7	306.2	311.3
15°	296.5	294.4	294.4	294.4	296.5	298.2	302.0	306.6	313.0	320.6	328.2
17.5°	297.3	297.3	299.0	300.3	304.9	308.3	315.1	321.9	329.9	340.5	352.0
20°	299.4	302.8	307.5	310.9	316.0	321.5	328.2	338.4	352.0	365.5	380.8
22.5°	306.6	315.1	321.0	328.7	337.1	343.9	352.0	366.4	381.2	398.1	417.2
25°	327.8	339.7	350.7	359.2	371.9	383.3	394.7	415.5	434.5	454.0	479.9
27.5°	344.3	360.0	376.5	390.1	410.0	426.5	442.2	467.2	488.3	520.5	548.1
30°	345.6	365.1	387.5	409.6	434.5	458.3	487.5	512.1	543.4	581.9	617.9
32.5°	338.0	359.2	385.0	411.7	443.0	475.2	509.9	549.3	585.3	628.5	675.5
35°	326.5	350.7	379.1	409.1	445.6	484.1	525.6	574.7	620.1	673.8	732.3
37.5°	312.6	339.7	371.9	407.0	447.7	493.0	545.1	603.5	662.0	732.3	805.1
40°	296.5	324.4	360.9	401.1	450.2	506.6	570.5	639.1	715.8	799.6	878.0
42.5°	281.7	310.5	348.6	393.9	453.2	525.2	605.7	690.8	779.3	864.9	954.2
45°	271.1	301.6	340.5	391.8	460.8	546.8	640.4	739.1	837.8	931.4	1028.8
47.5°	259.6	292.2	335.9	393.0	468.9	562.9	666.2	775.1	879.7	987.3	1089.3
50°	241.4	280.0	331.6	396.4	476.1	573.0	682.7	798.4	912.7	1028.8	1141.9
52.5°	221.9	260.5	320.6	395.2	478.6	576.0	691.2	813.6	935.6	1058.0	1178.3
55°	204.1	241.0	301.6	383.3	473.1	573.0	693.8	822.5	950.4	1079.6	1199.0
57.5°	185.1	222.4	276.1	359.2	453.6	560.3	684.9	818.3	955.5	1093.6	1210.9
60°	160.1	197.4	247.8	321.5	419.3	531.1	656.1	792.4	933.1	1080.4	1197.3
62.5°	127.9	163.1	208.8	274.5	372.7	481.6	603.5	739.1	866.6	1027.5	1146.5
65°	91.9	121.6	159.7	218.1	302.8	413.8	537.9	656.5	772.1	933.1	1065.2
67.5°	62.3	82.6	110.1	155.4	226.6	323.6	439.6	548.9	664.1	814.5	968.6
70°	45.3	56.3	71.6	100.8	149.9	224.5	316.4	417.2	512.9	650.6	815.7
72.5°	36.8	42.4	50.8	64.4	91.5	138.5	208.4	286.3	364.7	457.8	615.4
75°	32.6	35.6	40.2	47.0	56.3	80.5	122.0	178.3	241.4	300.3	432.0
77.5°	28.8	30.5	32.6	35.6	40.2	49.6	72.0	102.9	142.3	189.3	268.5
80°	22.9	24.6	26.3	28.4	31.3	35.2	44.5	59.3	82.6	104.2	153.3
82.5°	17.8	19.5	21.2	23.7	24.6	25.0	28.8	33.9	43.6	58.9	87.7
85°	13.1	14.4	15.2	16.1	16.1	16.5	17.4	18.6	25.0	43.2	64.0
87.5°	5.9	5.9	5.9	5.1	5.5	4.2	4.7	5.1	8.0	9.3	14.8
90°	0.0	0.0	0.0	0.0	0.0	0.0	0.0	0.0	0.0	0.0	0.0



REPORT NUMBER: P140166
 CATALOG NUMBER: ENC-F01-LED-E1-SLR-7050

REPORT N
 CATALOG

CANDELA DISTRIBUTION (continued):

CANDELA

	275°	280°	285°	290°	295°	300°	305°	310°	315°	320°	325°	
0°	274.9	274.9	274.9	274.9	274.9	274.9	274.9	274.9	274.9	274.9	274.9	0°
2.5°	278.3	278.3	277.8	277.8	279.1	278.7	279.5	279.5	279.1	279.1	280.4	2.5°
5°	285.5	286.7	285.9	287.2	288.0	288.4	289.3	288.4	290.1	288.0	288.4	5°
7.5°	294.8	295.6	296.5	298.2	300.3	300.7	302.0	301.6	302.8	301.6	299.9	7.5°
10°	304.5	307.5	310.5	311.7	316.0	316.8	316.8	318.9	321.0	318.5	315.5	10°
12.5°	316.0	321.5	327.4	330.4	334.2	337.1	335.9	340.1	342.2	340.5	338.4	12.5°
15°	335.9	344.3	351.1	355.8	359.2	365.1	364.2	372.3	375.3	374.0	374.4	15°
17.5°	362.1	373.6	385.0	393.0	396.4	404.9	406.2	418.9	426.9	425.7	423.5	17.5°
20°	395.6	412.1	428.2	438.4	439.6	461.7	466.7	477.8	486.6	490.0	489.6	20°
22.5°	437.9	457.4	475.2	494.7	512.9	529.0	540.4	560.3	568.4	576.0	573.9	22.5°
25°	496.4	523.5	554.8	571.8	596.3	611.2	636.6	662.0	670.0	677.2	686.6	25°
27.5°	579.8	616.7	638.7	676.4	703.1	724.7	764.9	799.2	818.7	812.8	809.8	27.5°
30°	659.4	704.8	758.1	810.2	847.5	901.7	931.4	959.3	972.0	953.4	929.7	30°
32.5°	726.8	793.3	871.6	950.8	1020.3	1083.8	1102.5	1116.0	1091.9	1066.5	997.0	32.5°
35°	797.5	881.8	972.4	1074.1	1146.9	1209.2	1247.7	1262.1	1210.5	1135.1	1041.1	35°
37.5°	882.2	969.5	1067.3	1178.7	1261.3	1324.4	1341.3	1347.7	1278.2	1180.8	1089.3	37.5°
40°	959.3	1058.8	1178.7	1281.6	1382.9	1435.8	1445.5	1442.1	1349.8	1234.6	1149.1	40°
42.5°	1044.4	1150.3	1285.4	1404.5	1493.4	1547.6	1538.7	1523.9	1418.9	1302.4	1207.9	42.5°
45°	1127.0	1237.6	1385.4	1515.8	1598.4	1638.2	1622.1	1585.3	1484.1	1354.5	1254.1	45°
47.5°	1199.5	1310.4	1468.0	1603.9	1668.7	1702.2	1684.8	1638.2	1529.0	1389.6	1279.5	47.5°
50°	1257.5	1381.2	1534.9	1665.4	1722.1	1747.5	1737.4	1670.0	1555.2	1411.2	1290.9	50°
52.5°	1302.8	1433.7	1585.7	1707.7	1748.8	1773.8	1767.8	1675.9	1558.6	1414.6	1285.4	52.5°
55°	1326.5	1458.7	1601.4	1725.5	1758.5	1786.9	1766.2	1653.9	1536.2	1401.9	1266.4	55°
57.5°	1329.9	1457.0	1588.3	1709.4	1750.5	1763.6	1733.1	1612.0	1490.4	1362.5	1239.3	57.5°
60°	1297.7	1410.4	1535.7	1662.4	1720.8	1711.5	1669.6	1539.1	1425.6	1307.9	1209.2	60°
62.5°	1225.7	1313.8	1432.8	1558.2	1637.8	1613.7	1579.8	1454.9	1339.2	1221.5	1162.6	62.5°
65°	1133.4	1191.0	1270.2	1393.0	1466.7	1459.9	1444.3	1351.5	1236.7	1124.5	1086.8	65°
67.5°	1042.8	1080.9	1122.4	1213.0	1247.3	1240.5	1242.7	1180.0	1097.0	987.7	988.5	67.5°
70°	903.4	935.2	976.7	1033.0	1069.4	1032.2	988.1	920.8	872.5	857.7	905.5	70°
72.5°	702.6	744.6	774.2	828.9	860.6	840.3	804.3	745.4	690.8	709.8	817.0	72.5°
75°	528.2	552.3	595.1	645.5	665.4	653.1	679.4	686.1	665.0	652.2	688.7	75°
77.5°	371.4	396.0	444.7	502.3	545.1	571.8	613.7	667.1	672.2	653.5	584.5	77.5°
80°	249.5	266.4	296.5	346.0	415.1	484.5	542.6	614.6	606.9	566.7	491.3	80°
82.5°	152.9	172.4	197.8	240.6	290.5	357.9	412.5	473.1	471.0	434.1	396.9	82.5°
85°	102.5	133.0	165.6	197.8	222.4	243.5	264.3	327.8	352.4	324.0	283.3	85°
87.5°	43.2	72.8	92.3	97.0	105.0	105.9	127.5	157.1	168.6	192.3	189.7	87.5°
90°	0.0	0.0	0.0	0.0	0.0	0.0	0.0	0.0	0.0	0.0	0.0	90°



NUMBER: P140166

NUMBER: ENC-F01-LED-E1-SLR-7050

DISTRIBUTION (continued):

330°	335°	340°	345°	350°	355°	360°
274.9	274.9	274.9	274.9	274.9	274.9	274.9
280.8	280.4	280.4	280.4	280.8	280.4	280.8
289.3	288.4	288.0	288.0	287.6	287.6	287.6
300.3	298.6	298.6	297.3	296.9	295.6	295.6
315.1	313.4	313.0	309.6	309.6	306.6	307.9
336.7	336.7	336.7	332.5	331.6	326.5	325.7
374.0	370.6	373.6	366.4	365.9	359.2	357.5
424.4	424.4	418.5	415.1	412.9	403.2	398.5
491.3	491.7	481.6	472.2	468.0	457.0	449.0
576.4	568.4	555.7	548.9	542.1	523.9	505.7
688.2	684.9	662.4	637.8	627.7	600.2	570.5
797.9	790.7	754.7	712.8	687.0	649.3	610.3
894.5	847.1	804.3	753.9	714.5	667.5	618.8
944.9	885.2	822.9	781.4	731.9	679.8	624.7
983.9	919.9	858.1	804.3	748.4	689.5	626.4
1033.4	966.1	897.9	833.9	765.8	696.7	623.9
1088.5	1011.4	927.1	849.6	773.0	694.2	613.7
1134.2	1041.1	941.9	854.7	770.4	683.6	600.6
1159.6	1053.3	943.2	849.2	760.3	670.5	584.1
1171.5	1053.8	934.7	836.9	746.7	651.8	563.7
1170.2	1043.2	918.7	820.4	731.4	632.3	544.7
1157.5	1025.8	900.0	807.3	718.3	615.8	529.8
1138.0	1007.2	881.4	798.4	707.3	602.3	520.5
1116.0	991.1	867.8	796.7	701.0	599.7	521.8
1106.3	992.8	876.3	784.8	697.6	605.2	534.9
1099.9	1008.9	893.7	792.9	703.1	628.5	568.0
1074.1	1031.3	920.3	821.7	742.9	683.2	630.6
1043.2	1037.7	930.9	838.6	788.2	754.3	692.1
1011.0	1030.9	946.2	883.1	855.1	841.6	751.4
959.3	982.2	903.4	865.7	857.2	847.5	712.4
800.1	804.3	744.2	723.4	738.2	715.4	543.8
575.2	586.2	547.2	552.7	601.0	551.4	391.3
426.1	382.9	358.3	374.8	421.0	350.3	227.0
351.1	284.2	241.0	263.4	281.2	206.7	141.9
270.2	216.9	178.3	144.0	137.2	88.5	61.4
212.2	156.7	87.2	49.1	33.0	2.1	2.1
0.0	0.0	0.0	0.0	0.0	0.0	0.0

(END OF REPORT)